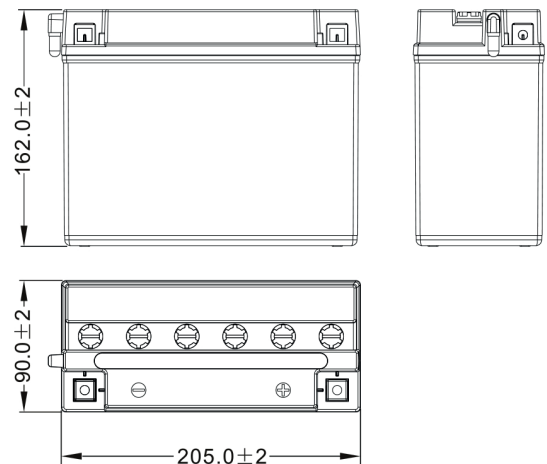


SPECIFICATION

VOLTAGE	CAPACITY (20h)
12v	21.1Ah
CCA (EN)	CAPACITY (10h)
260A	20.0Ah

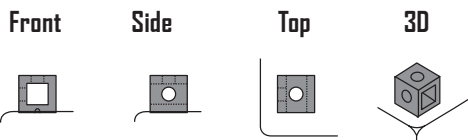
DIMENSIONS & WEIGHT

LENGHT	205±2mm
WIDTH	90±2mm
TOTAL HEIGHT	162±2mm
GROSS WEIGHT	6.61kg



+ DRY **-**

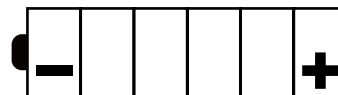
TERMINAL



FEATURES

- LEAD ACID DRY CHARGED CONSTRUCTION
- NO ACID IN CELLS BEFORE ACTIVATION
- NEED TO BE FILLED BEFORE FIRST USE
- HAS TO BE CHECKED PERIODICALLY AND REFILLED IF NECESSARY
- UPRIGHT INSTALLATION ONLY
- 6V & 12V BATTERIES
- REGULAR LIFE DURATION
- DOESN'T NEED TO BE RECHARGED DURING SHELF LIFE

POLARITY



MOUNTING ANGLES

