



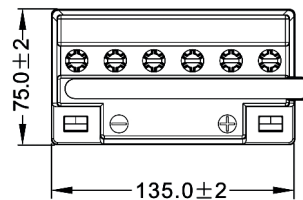
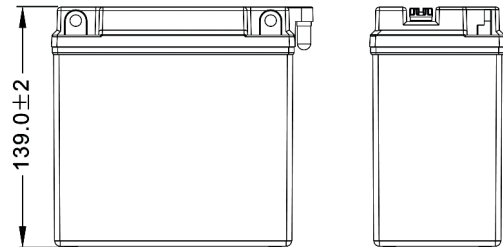
DRY

SPECIFICATION

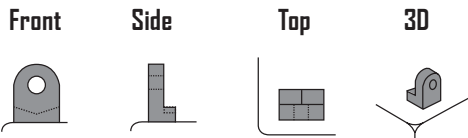
VOLTAGE	CAPACITY (20h)
12v	9.5Ah
CCA (EN)	CAPACITY (10h)
130A	9.0Ah

DIMENSIONS & WEIGHT

LENGHT	135±2mm
WIDTH	75±2mm
TOTAL HEIGHT	139±2mm
GROSS WEIGHT	2.91kg



TERMINAL



FEATURES

- LEAD ACID DRY CHARGED CONSTRUCTION
- NO ACID IN CELLS BEFORE ACTIVATION
- NEED TO BE FILLED BEFORE FIRST USE
- HAS TO BE CHECKED PERIODICALLY AND REFILLED IF NECESSARY
- UPRIGHT INSTALLATION ONLY
- 6V & 12V BATTERIES
- REGULAR LIFE DURATION
- DOESN'T NEED TO BE RECHARGED DURING SHELF LIFE

POLARITY



MOUNTING ANGLES

