



NON-SPILLABLE

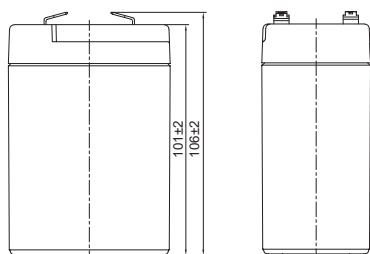
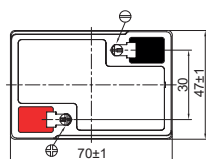


LiFePO4

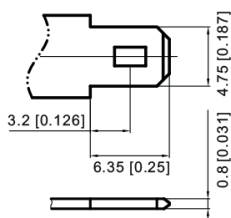
FLP Series are Lithium Iron Phosphate (LiFePO4) batteries specially designed to replace lead acid batteries thanks to their standard size cases and their similar charging voltage. The FLP Series offer many advantages compared to lead acid in terms of weight, cyclic performance, safety and power. This range is ideal for applications that require a higher power-weight ratio and with minimal service or replacement requirements.

DIMENSIONS & WEIGHT

LENGTH	70±1mm
WIDTH	47±1mm
HEIGHT	101±2mm
WEIGHT	0.35kg (tolerance ± 3%)



TERMINAL (MM)



SPECIFICATION

Nominal voltage	6.4V (18650 - 2S3P)
Nominal capacity	5.4Ah (5hr)
Energy	34.56 Wh
Internal resistance	Approx 60mΩ
Cycle life	Up to 1600 cycles at 100% DOD* (80% capacity - 20°C) Up to 3200 cycles at 80% DOD* (80% capacity - 20°C)
Protection function (PCM)	Over charge protection/Over discharge protection/Over current protection/Temperature protection/Balanced function
Terminal	T1
Standard Charge	
Charge voltage	7.2±0.1V
Charge mode	Charge CC :0.2C to 7.2V, then 7.2V until current drops to 0.01C
Charge current	1.1A
Max. charge current	2.7A
Standard Discharge	
Continuous current	2.7A
Max. continuous current	≤5.4A
Max. pulse current	5.4-16.2A(≤20ms)
Discharge cut-off voltage	About 5.0V
Operating temp. range	
Charge temperature	0°C to 45°C
Discharge temperature	-20°C to 60°C
Storage temperature	0°C to 40°C
Self discharge	Can be stored for up to 6 months at 25°C/77°F and then recharging is recommended. Monthly self-discharge ratio is less than 3% at 25°C/77°F
Container material	A.B.S.

*DOD = Depth of discharge

APPLICATIONS



Mobility



Golf Caddy



Solar



Medical



Telecom



Leisure



Marine



Wind

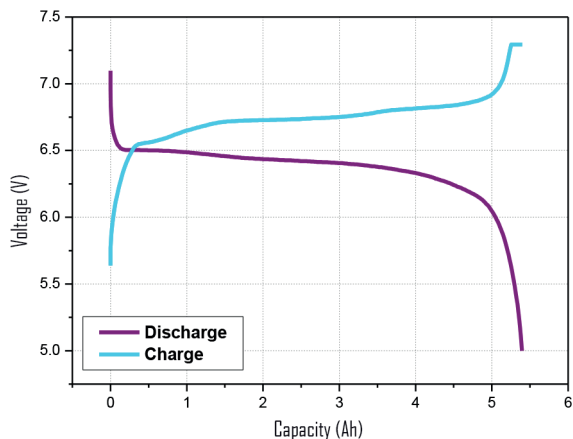


UPS

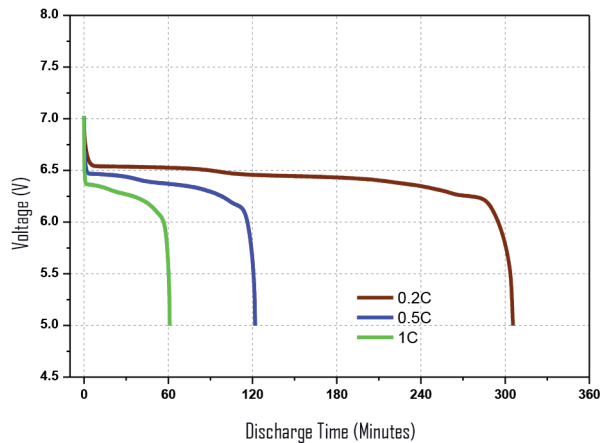
APPROVALS

ISO9001 - Quality management system
ISO14001 - Environmental management System
UN38.3 certified: approved for transport by Air (IATA)

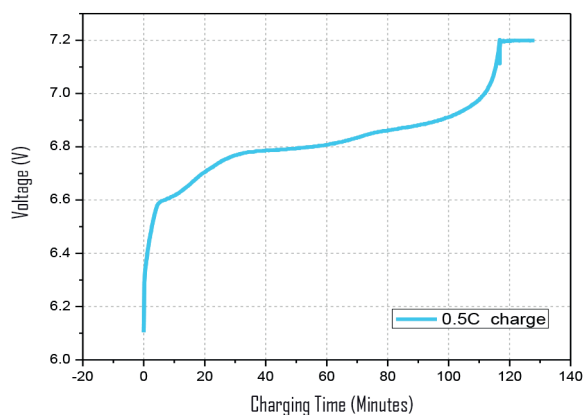
CHARGE-DISCHARGE CURVE 0.2C, 25°C



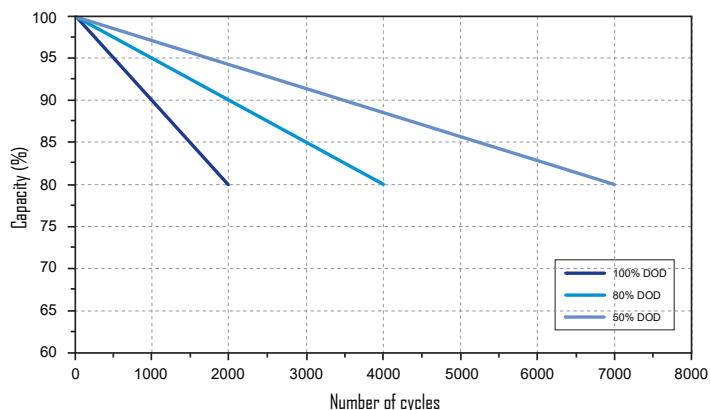
DIFFERENT RATE DISCHARGE TIME & VOLTAGE CURVE, 25°C



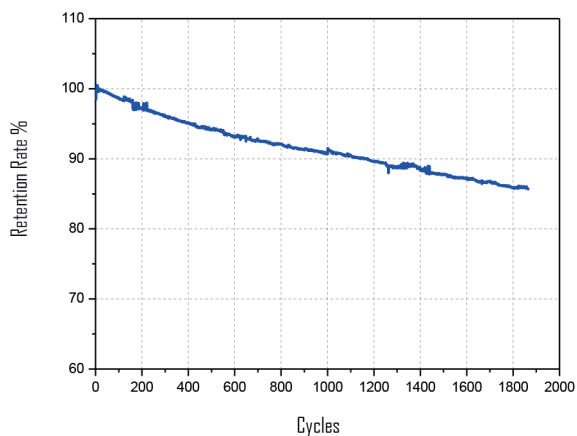
VOLTAGE & CHARGING TIME CURVE, 0.5C, 25°C



DIFFERENT DOD DISCHARGE CYCLE LIFE CURVE



CYCLES & CAPACITY RETENTION RATE, 0.2C



DISCHARGE CURVES AT DIFFERENT TEMPERATURE

