

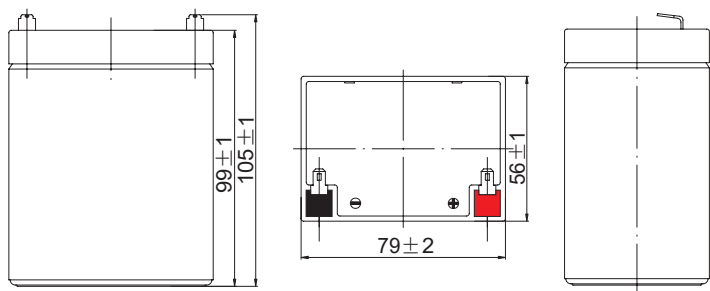
**NON-SPILLABLE**

**AGM**

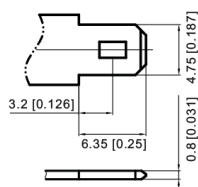
FP Series are general purpose batteries with 5 years design life in float service. With advanced AGM valve regulated technology and high purity raw material, the FP series batteries ensure high performance and reliable standby service life. They have been designed specifically for applications such as security & alarm systems, UPS, Telecom, power grid, medical equipment and emergency lighting. It can also be used for light cycling use. For intensive cycling, the FPC or FPG cyclic ranges are recommended.

## DIMENSIONS & WEIGHT

LENGTH	79±2mm
WIDTH	56±1mm
TOTAL HEIGHT	105±1mm
WEIGHT	1.1kg (tolerance ± 3%)



## TERMINAL (MM)



## SPECIFICATION

Nominal voltage	12V (6 cells)
Nominal capacity	2.9Ah (20hr)
Design life	5 years at 20°C
Internal resistance	Approx 55mΩ
Terminal	T1
Max. discharge current	43.5A (5 sec)
Reference capacity	2.90Ah (20hr, 1.80V/cell, 25°C/77°F) 2.70Ah (10hr, 1.80V/cell, 25°C/77°F) 2.44Ah (5hr, 1.75V/cell, 25°C/77°F) 2.13Ah (3hr, 1.75V/cell, 25°C/77°F) 1.76Ah (1hr, 1.60V/cell, 25°C/77°F)
Charge voltage	13.5V ~ 13.8V 25°C/77°F
Standby use voltage	Temperature compensation: -10mV/°C/Cell
Cycle use voltage	14.4V ~ 15.0V 25°C/77°F Temperature compensation: -15mV/°C/Cell
Operating temp. range	Discharge: -15°C ~ 50°C Charge: 0°C ~ 40°C Storage: -15°C ~ 40°C
Nominal operating temp. range	25°C ± 3°C / 77°F ± 5°F
Self discharge	Can be stored for up to 6 months at 25°C/77°F and then recharging is recommended. Monthly self-discharge ratio is less than 3% at 25°C/77°F
Capacity affected by temp.	40°C/104°F 103% 25°C/77°F 100% 0°C/32°F 86%
Container material	A.B.S. UL94-HB   UL94-V0 optional

## APPLICATIONS



Security



UPS



Medical



Telecom



Emergency Lighting



Data Center

## APPROVALS

ISO9001 - Quality management system  
ISO14001 - Environmental management System  
Approved for transport by Air (IATA)  
Designed in accordance with IEC 60896-21/22

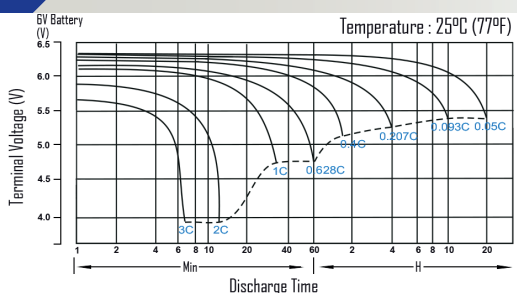
## CONSTANT CURRENT DISCHARGE (AMPERES) AT 25°C/77°F

F.V/Time	5min	10min	15min	20min	30min	45min	1h	2h	3h	4h	5h	6h	8h	10h	20h
1.85V/cell	5.57	3.88	3.20	2.78	2.23	1.71	1.40	0.856	0.652	0.536	0.455	0.394	0.313	0.260	0.144
1.80V/cell	6.85	4.63	3.71	3.14	2.47	1.87	1.51	0.909	0.685	0.563	0.474	0.411	0.325	0.270	0.145
1.75V/cell	8.11	5.24	4.09	3.42	2.63	1.98	1.59	0.948	0.710	0.581	0.487	0.421	0.334	0.275	0.146
1.70V/cell	9.20	5.78	4.43	3.67	2.77	2.06	1.65	0.987	0.733	0.595	0.499	0.432	0.339	0.280	0.149
1.65V/cell	10.1	6.21	4.69	3.85	2.88	2.14	1.72	1.02	0.751	0.608	0.510	0.440	0.344	0.283	0.151
1.60V/cell	10.6	6.47	4.88	3.98	2.96	2.19	1.76	1.05	0.769	0.623	0.521	0.449	0.351	0.288	0.152

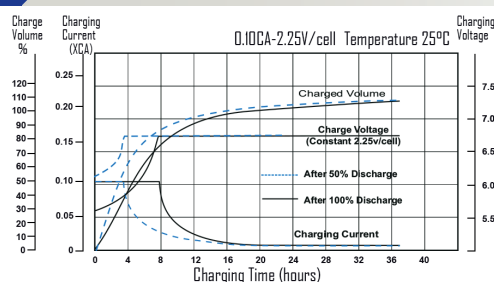
## CONSTANT POWER DISCHARGE (WATTS/CELL) AT 25°C/77°F

F.V/Time	5min	10min	15min	20min	30min	45min	1h	2h	3h	4h	5h	6h	8h	10h	20h
1.85V/cell	10.5	7.39	6.16	5.38	4.35	3.36	2.76	1.69	1.30	1.07	0.910	0.790	0.630	0.525	0.290
1.80V/cell	12.8	8.74	7.07	6.04	4.77	3.64	2.95	1.79	1.35	1.12	0.943	0.820	0.649	0.540	0.291
1.75V/cell	14.9	9.78	7.73	6.52	5.07	3.84	3.09	1.86	1.39	1.14	0.963	0.835	0.663	0.547	0.292
1.70V/cell	16.8	10.7	8.29	6.95	5.29	3.97	3.20	1.92	1.43	1.17	0.981	0.850	0.669	0.553	0.296
1.65V/cell	18.2	11.3	8.67	7.22	5.46	4.10	3.32	1.97	1.46	1.19	0.998	0.863	0.676	0.558	0.298
1.60V/cell	18.8	11.7	8.93	7.37	5.56	4.15	3.36	2.01	1.49	1.21	1.01	0.875	0.687	0.565	0.299

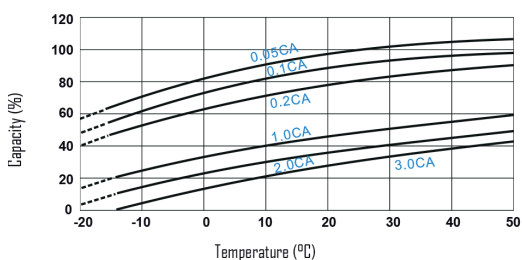
## DISCHARGE CHARACTERISTICS



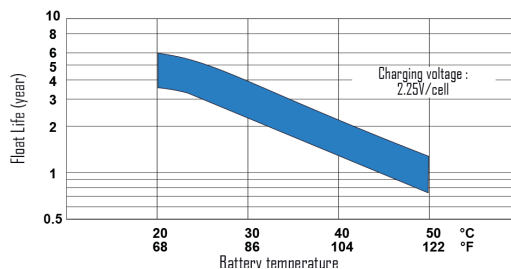
## FLOAT CHARGING CHARACTERISTICS



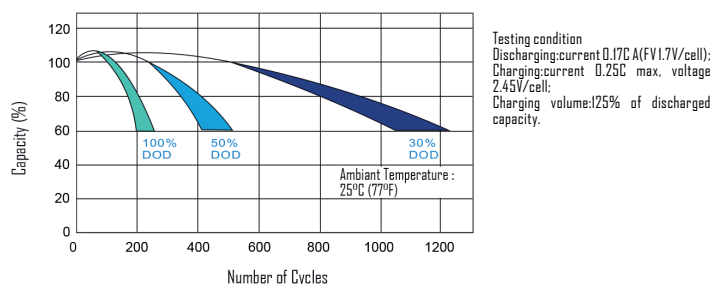
## TEMPERATURE EFFECTS IN RELATION TO BATTERY CAPACITY



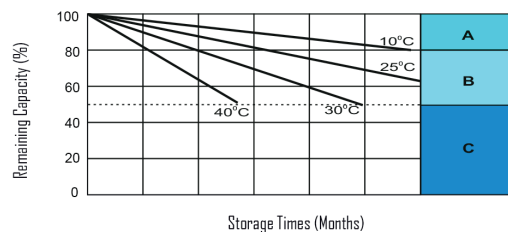
## EFFECT OF TEMPERATURE ON LONG TERM FLOAT LIFE



## CYCLE LIFE IN RELATION TO DEPTH OF DISCHARGE



## SELF DISCHARGE CHARACTERISTICS



- A** No supplementary charge required (carry out supplementary charge before use if 100% capacity is required)
- B** Supplementary charge required before use. Optional charging way as below:
  1. Charged for above 3 days at limited current 0.25CA and constant voltage 2.25V/cell
  2. Charged for above 20 hours at limited current 0.25CA and constant voltage 2.45V/cell
  3. Charged for 8-10 hours at limited current 0.05CA
- C** Supplementary charge may often fail to recover the capacity. The battery should never be left standing till this is reached