


# FPH12-35W

## Datasheet

# FULBAT™

## HIGH RATE BATTERY



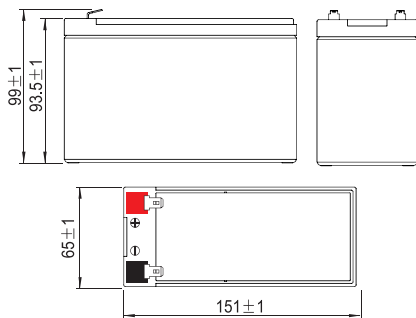
# AGM

## NON-SPILLABLE

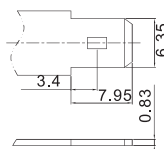
FPH Series are high rate batteries with 5 years design life in float service. With advanced AGM valve regulated technology and high purity raw material, the FPH batteries ensure reliable standby service life and high performance during high current discharge requirements. They have been designed specifically for applications where high current loads are required such as UPS & data centers.

### DIMENSIONS & WEIGHT

<b>Length</b>	151±2mm
<b>Width</b>	65±2mm
<b>Total height</b>	99±2mm
<b>Gross weight</b>	2.5kg



### TERMINAL



### SPECIFICATIONS

<b>Nominal voltage</b>	12V (6 cells)
<b>Nominal rate</b>	35W/cell/1.67V/15min
<b>Nominal capacity</b>	9Ah (20hr)
<b>Design life</b>	5 years at 25°C
<b>Internal resistance</b>	Approx 20.0mΩ
<b>Terminal</b>	T2
<b>Max. discharge current</b>	108A (5 sec)
<b>Reference capacity</b>	9.00Ah (20hr, 1.80V/cell, 25°C) 7.95Ah (10hr, 1.80V/cell, 25°C) 7.66Ah (8hr, 1.80V/cell, 25°C) 7.20Ah (5hr, 1.75V/cell, 25°C) 6.63Ah (3hr, 1.75V/cell, 25°C) 5.46Ah (1hr, 1.67V/cell, 25°C)
<b>Charge voltage (25°C)</b>	
Float	13.5V
Temp. coefficient	-3mV/°C/Cell
Equalization	14.1V ~ 14.4V
<b>Operating temp. range</b>	Discharge: -20°C ~ 55°C Charge: -20°C ~ 40°C Storage: -15°C ~ 50°C
<b>Nominal operating temp. range</b>	25°C ± 3°C
<b>Self discharge</b>	Can be stored for up to 6 months at 25°C and then recharging is recommended. Monthly self-discharge ratio is less than 3% at 25°C
<b>Capacity affected by temp.</b>	40°C 106% 25°C 100% 0°C 86%
<b>Container material</b>	A.B.S. UL94-HB   UL94-V0 optional

### APPROVALS

ISO9001 - Quality management system  
ISO14001 - Environmental management System  
Approved for transport by Air (IATA)  
Designed in accordance with IEC 60896-21/22

### APPLICATIONS



UPS  
& data center

# FPH12-35W

## Datasheet

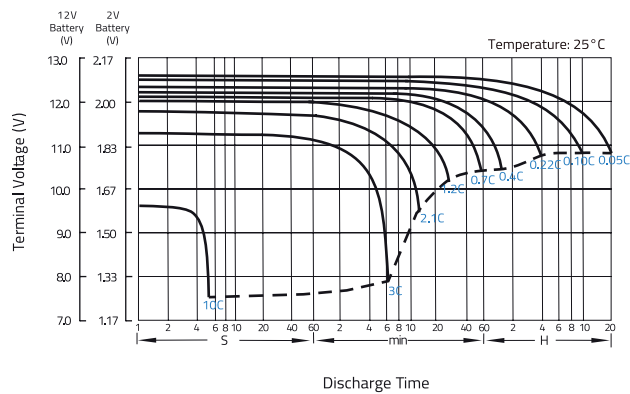
### CONSTANT CURRENT DISCHARGE (A) @25°C

F.V/Time	5min	10min	15min	20min	30min	45min	1h	2h	3h	4h	5h	8h	10h
1.85V/cell	24.8	16.5	13.4	10.4	7.75	5.62	4.49	2.66	1.99	1.57	1.31	0.894	0.732
1.80V/cell	28.9	19.5	15.5	12.0	8.76	6.28	4.97	2.89	2.15	1.70	1.41	0.958	0.781
1.75V/cell	31.6	20.9	16.4	12.6	9.16	6.54	5.16	2.98	2.21	1.74	1.44	0.975	0.793
1.70V/cell	34.2	22.3	17.4	13.3	9.56	6.79	5.35	3.07	2.27	1.78	1.48	0.992	0.806
1.67V/cell	35.7	23.2	17.9	13.6	9.80	6.94	5.46	3.13	2.31	1.81	1.50	1.00	0.813
1.60V/cell	39.4	25.1	19.2	14.5	10.3	7.29	5.72	3.26	2.39	1.87	1.54	1.03	0.830

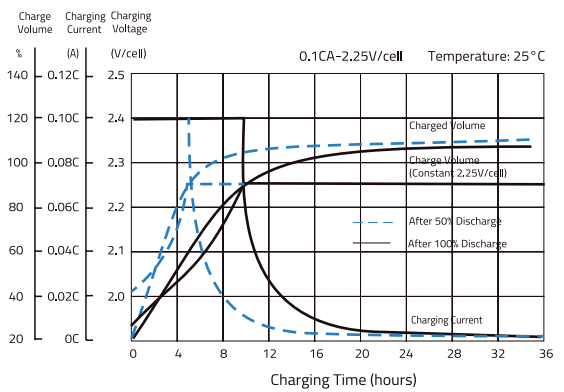
### CONSTANT POWER DISCHARGE (W/CELL) @25°C

F.V/Time	5min	10min	15min	20min	30min	45min	1h	2h	3h	4h	5h	8h	10h
1.85V/cell	47.3	31.7	26.6	20.1	15.0	10.9	8.73	5.19	3.90	3.09	2.58	1.77	1.45
1.80V/cell	54.5	37.0	30.5	22.9	16.8	12.1	9.60	5.62	4.20	3.32	2.77	1.89	1.54
1.75V/cell	58.7	39.2	32.9	23.8	17.4	12.5	9.88	5.76	4.30	3.39	2.83	1.92	1.57
1.70V/cell	62.7	41.3	34.3	24.8	18.0	12.9	10.2	5.91	4.40	3.47	2.88	1.95	1.59
1.67V/cell	64.9	42.5	35.0	25.3	18.4	13.1	10.3	5.99	4.45	3.51	2.91	1.97	1.60
1.60V/cell	70.7	45.5	36.9	26.6	19.2	13.6	10.7	6.20	4.59	3.60	2.99	2.01	1.63

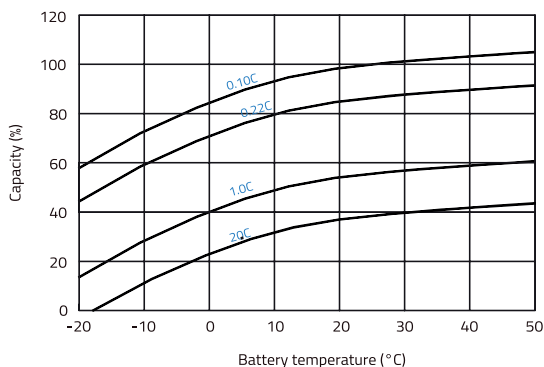
### DISCHARGE CHARACTERISTICS



### FLOAT CHARGING CHARACTERISTICS



### TEMPERATURE IN RELATION TO BATTERY CAPACITY



### TEMPERATURE ON LONG TERM FLOAT LIFE

