

FB14L-A2 12N14-3A

Datasheet



DRY **NON-SPILLABLE**

Dry battery range offers an incomparable choice of 6V and 12V models. Delivered with an acid pack, Dry battery must be activated before the first use and must be checked periodically.

Dry construction, no maintenance is necessary during a long period of storage.

FULBAT[®]

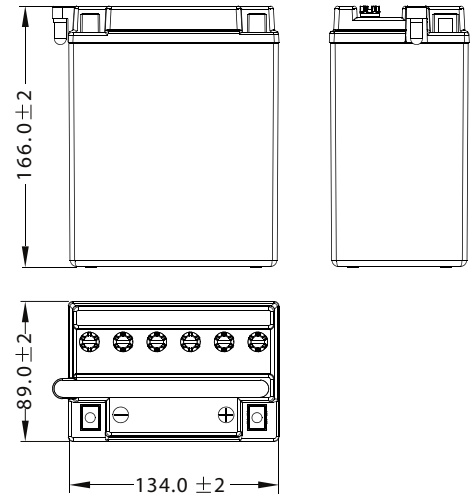
MOTORCYCLE BATTERY

SPECIFICATIONS

Voltage	Capacity	CCA (EN)
12V	14.7Ah (20hr)	175A
	14.0Ah (10hr)	

DIMENSIONS & WEIGHT

Length	134±2mm
Width	89±2mm
Total Height	166±2mm
Gross weight	4.43kg



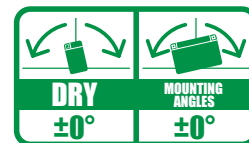
FEATURES

- Dry charged construction
- Activation before first use
- Periodically maintenance and refilled if necessary
- Upright installation only
- 6V and 12V batteries
- Regular life duration
- Unlimited shelf life

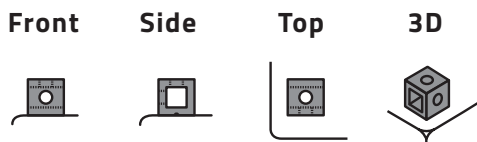
POLARITY



MOUNTING ANGLES



TERMINAL



APPLICATIONS



Lawn & garden