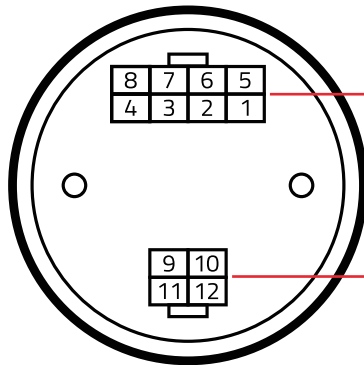


### PINS

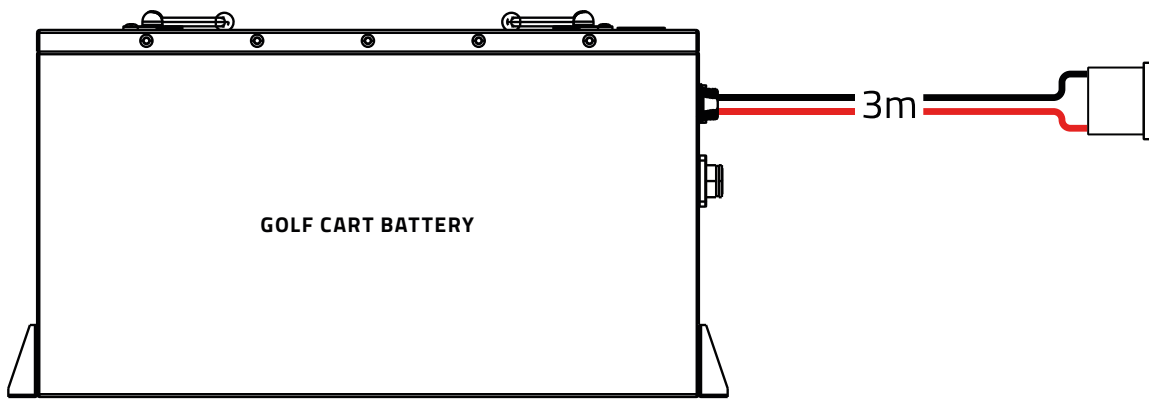
- 1: Internal use
- 2: Key switch
- 3: Positive (Closed relay)
- 4: Negative (Closed relay)
- 5: Negative (Power)
- 6: Hour meter trigger
- 7\*: Positive (Power)
- 8\*: Positive (Power)
- 9: CANL
- 10: CANH
- 11: NC
- 12: CANR



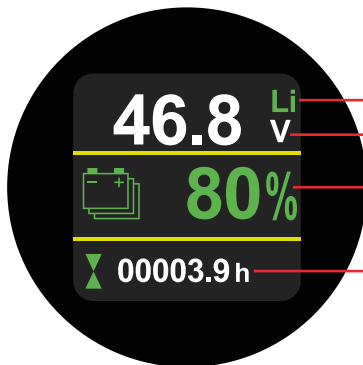
Battery: Molex 5559-8 port

CAN communication interface: MOLEX 5559-4 port

\*Connect either one



### BATTERY INFO

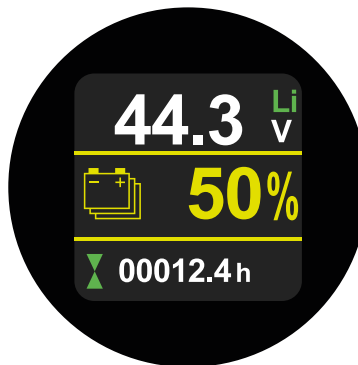


Technology  
Voltage

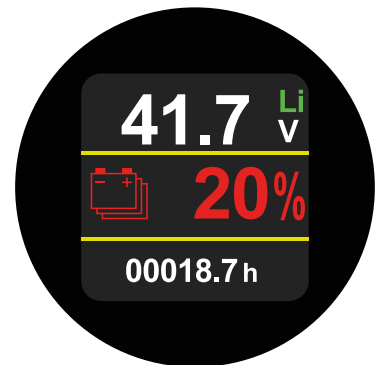
Battery level

Hour meter

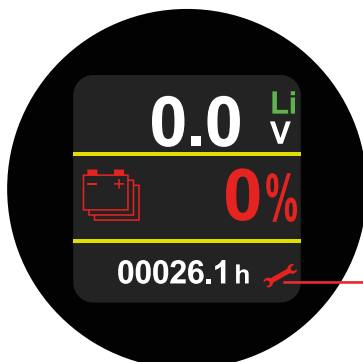
Green: 100%-70%



Yellow: 70%-21%



Red: 20%-0%



### FAULTS

Red: Controller communication

Yellow: BMS communication



Controller code: BMS